

Autoenge Solutions

Soluções Metrológicas e Instrumentação Industrial



Autoenge Solutions

Soluções Metrológicas e Instrumentação Industrial



Autoenge Solutions

Soluções Metrológicas e Instrumentação Industrial







CONEXÕES INSTANTÂNEAS



ROSCA BSP
(VEDAÇÃO: O'RING)



Soluções Metrológicas e Instrumentação Industrial

CONECTOR MACHO	PC		COTOVELO MACHO	PL	
	TUBO (MÉTRICO) x ROSCA (BSP)			TUBO (MÉTRICO) x ROSCA (BSP)	
	PC 4mmx1/8	PC 10mmx1/8		PL 4mmx1/8	PL 10mmx1/8
	PC 4mmx1/4	PC 10mmx1/4		PL 4mmx1/4	PL 10mmx1/4
	PC 6mmx1/8	PC 10mmx3/8		PL 6mmx1/8	PL 10mmx3/8
	PC 6mmx1/4	PC 10mmx1/2		PL 6mmx1/4	PL 10mmx1/2
	PC 6mmx3/8	PC 12mmx1/4		PL 6mmx3/8	PL 12mmx1/4
	PC 6mmx1/2	PC 12mmx3/8		PL 6mmx1/2	PL 12mmx3/8
	PC 8mmx1/8	PC 12mmx1/2		PL 8mmx1/8	PL 12mmx1/2
	PC 8mmx1/4	PC 16mmx3/8		PL 8mmx1/4	PL 16mmx3/8
	PC 8mmx3/8	PC 16mmx1/2		PL 8mmx3/8	PL 16mmx1/2
	PC 8mmx1/2			PL 8mmx1/2	

RETA C/ SEXT. INTERNO	POC		COTOV. MACHO LONGO	PLL	
	TUBO (MÉTRICO) x ROSCA (BSP)			TUBO (MÉTRICO) x ROSCA (BSP)	
	POC 4mmx1/8	POC 8mmx1/2		PLL 4mmx1/8	PLL 8mmx1/2
	POC 4mmx1/4	POC 10mmx1/8		PLL 4mmx1/4	PLL 10mmx1/8
	POC 4mmx3/8	POC 10mmx1/4		PLL 4mmx3/8	PLL 10mmx1/4
	POC 6mmx1/8	POC 10mmx3/8		PLL 6mmx1/8	PLL 10mmx3/8
	POC 6mmx1/4	POC 10mmx1/2		PLL 6mmx1/4	PLL 10mmx1/2
	POC 6mmx3/8	POC 12mmx1/4		PLL 6mmx3/8	PLL 12mmx1/4
	POC 6mmx1/2	POC 12mmx3/8		PLL 6mmx1/2	PLL 12mmx3/8
	POC 8mmx1/8	POC 12mmx1/2		PLL 8mmx1/8	PLL 12mmx1/2
	POC 8mmx1/4	POC 16mmx3/8		PLL 8mmx1/4	PLL 16mmx3/8
	POC 8mmx3/8	POC 16mmx1/2		PLL 8mmx3/8	PLL 16mmx1/2

T MACHO CENTRAL.	PT		T MACHO LATERAL	PST	
	TUBO (MÉTRICO) x ROSCA (BSP)			TUBO (MÉTRICO) x ROSCA (BSP)	
	PT 4mmx1/8	PT 10mmx1/8		PST 4mmx1/8	PST 10mmx1/8
	PT 4mmx1/4	PT 10mmx1/4		PST 4mmx1/4	PST 10mmx1/4
	PT 6mmx1/8	PT 10mmx3/8		PST 6mmx1/8	PST 10mmx3/8
	PT 6mmx1/4	PT 10mmx1/2		PST 6mmx1/4	PST 10mmx1/2
	PT 6mmx3/8	PT 12mmx1/4		PST 6mmx3/8	PST 12mmx1/4
	PT 6mmx1/2	PT 12mmx3/8		PST 6mmx1/2	PST 12mmx3/8
	PT 8mmx1/8	PT 12mmx1/2		PST 8mmx1/8	PST 12mmx1/2
	PT 8mmx1/4	PT 16mmx3/8		PST 8mmx1/4	
	PT 8mmx3/8	PT 16mmx1/2		PST 8mmx3/8	
	PT 8mmx1/2			PST 8mmx1/2	



Soluções Metrológicas e Instrumentação Industrial

www.autoengesolutions.com.br

CONEXÕES INSTANTÂNEAS



ROSCA BSP
(VEDAÇÃO: O'RING)



Soluções Metrológicas e Instrumentação Industrial

Y MACHO	PWT		DISTRIB. M. C/ REDUÇÃO	PKD	
	TUBO (MÉTRICO)	ROSCA (BSP)		TUBO (MÉTRICO)	ROSCA (BSP)
	PWT 4mmx1/8	PWT 10mmx1/8		PKD 6mmx4mmx1/8	
	PWT 4mmx1/4	PWT 10mmx1/4		PKD 8mmx4mmx1/4	
	PWT 6mmx1/8	PWT 10mmx3/8		PKD 8mmx6mmx1/4	
	PWT 6mmx1/4	PWT 10mmx1/2		PKD 10mmx8mmx3/8	
	PWT 6mmx3/8	PWT 12mmx1/4			
	PWT 6mmx1/2	PWT 12mmx3/8			
	PWT 8mmx1/8	PWT 12mmx1/2			
	PWT 8mmx1/4				
	PWT 8mmx3/8				
	PWT 8mmx1/2				

BANJO	PH		BANJO FEMEA	PHF	
	TUBO (MÉTRICO)	ROSCA (BSP)		TUBO (MÉTRICO)	ROSCA (BSP)
	PH 4mmx1/8	PH 8mmx3/8		PHF 4mmx1/8	PHF 8mmx3/8
	PH 6mmx1/8	PH 10mmx1/4		PHF 6mmx1/8	PHF 10mmx1/4
	PH 6mmx1/4	PH 10mmx3/8		PHF 6mmx1/4	PHF 10mmx3/8
	PH 8mmx1/8	PH 12mmx3/8		PHF 8mmx1/8	PHF 12mmx3/8
	PH 8mmx1/4	PH 12mmx1/2		PHF 8mmx1/4	PHF 12mmx1/2

CONECTOR FÊMEA	PCF		COTOV. FÊMEA	PLF	
	TUBO (MÉTRICO)	ROSCA (BSP)		TUBO (MÉTRICO)	ROSCA (BSP)
	PCF 4mmx1/8	PCF 8mmx1/2		PLF 4mmx1/8	PLF 8mmx1/2
	PCF 4mmx1/4	PCF 10mmx1/8		PLF 4mmx1/4	PLF 10mmx1/8
	PCF 6mmx1/8	PCF 10mmx1/4		PLF 6mmx1/8	PLF 10mmx1/4
	PCF 6mmx1/4	PCF 10mmx3/8		PLF 6mmx1/4	PLF 10mmx3/8
	PCF 6mmx3/8	PCF 10mmx1/2		PLF 6mmx3/8	PLF 10mmx1/2
	PCF 8mmx1/8	PCF 12mmx1/4		PLF 8mmx1/8	PLF 12mmx1/4
	PCF 8mmx1/4	PCF 12mmx3/8		PLF 8mmx1/4	PLF 12mmx3/8
	PCF 8mmx3/8	PCF 12mmx1/2		PLF 8mmx3/8	PLF 12mmx1/2



Soluções Metrológicas e Instrumentação Industrial


CONEXÕES INSTANTÂNEAS


ROSCA NPT
(VEDAÇÃO TEFLON)



Soluções Metrológicas e Instrumentação Industrial

CONECTOR MACHO	PC					
	TUBO (MÉTRICO) x ROSCA (NPT)			TUBO (POLEGADA) x ROSCA (NPT)		
	PC 4mmx5	PC 6mmx3/8	PC 10mmx3/8	PC 5/32x1/8	PC 1/4x3/8	PC 3/8x1/2
	PC 4mmx6	PC 6mmx1/2	PC 10mmx1/2	PC 5/32x1/4	PC 5/16x1/8	PC 1/2x1/4
	PC 4mmx1/8	PC 8mmx1/8	PC 12mmx1/4	PC 3/16x1/8	PC 5/16x1/4	PC 1/2x3/8
	PC 4mmx1/4	PC 8mmx1/4	PC 12mmx3/8	PC 3/16x1/4	PC 5/16x3/8	PC 1/2x1/2
	PC 6mmx5	PC 8mmx3/8	PC 12mmx1/2	PC 3/16x3/8	PC 3/8x1/8	
	PC 6mmx6	PC 8mmx1/2	PC 16mmx3/8	PC 1/4x1/8	PC 3/8x1/4	
	PC 6mmx1/8	PC 10mmx1/8	PC 16mmx1/2	PC 1/4x1/4	PC 3/8x3/8	
	PC 6mmx1/4	PC 10mmx1/4				

RETA C/ SEXT. INTERNO	POC					
	TUBO (MÉTRICO) x ROSCA (NPT)			TUBO (POLEGADA) x ROSCA (NPT)		
	POC 4mmx5	POC 6mmx1/4	POC 10mmx1/4	POC 1/8-1/8	POC 1/4x3/8	POC 1/2x1/4
	POC 4mmx6	POC 6mmx3/8	POC 10mmx3/8	POC 1/8-1/4	POC 5/16x1/8	POC 1/2x3/8
	POC 4mmx1/8	POC 6mmx1/2	POC 10mmx1/2	POC 5/32-1/8	POC 5/16x1/4	POC 1/2x1/2
	POC 4mmx1/4	POC 8mmx1/8	POC 12mmx1/4	POC 5/32-1/4	POC 5/16x3/8	
	POC 4mmx3/8	POC 8mmx1/4	POC 12mmx3/8	POC 3/16-1/4	POC 3/8x1/8	
	POC 6mmxM5	POC 8mmx3/8	POC 12mmx1/2	POC 3/16-3/8	POC 3/8x1/4	
	POC 6mmxM6	POC 8mmx1/2	POC 16mmx3/8	POC 1/4-1/8	POC 3/8x3/8	
	POC 6mmx1/8	POC 10mmx1/8	POC 16mmx1/2	POC 1/4-1/4	POC 3/8x1/2	

CONECTOR FÊMEA	PCF					
	TUBO (MÉTRICO) x ROSCA (NPT)			TUBO (POLEGADA) x ROSCA (NPT)		
	PCF 4mmx1/8	PCF 8mmx1/4	PCF 10mmx1/2	PCF 5/32x1/8	PCF 1/4x1/4	PCF 3/8x1/4
	PCF 4mmx1/4	PCF 8mmx3/8	PCF 12mmx1/4	PCF 5/32x1/4	PCF 5/16x1/8	PCF 3/8x3/8
	PCF 6mmx1/8	PCF 8mmx1/2	PCF 12mmx3/8	PCF 3/16x1/8	PCF 5/16x1/4	PCF 1/2x1/4
	PCF 6mmx1/4	PCF 10mmx1/8	PCF 12mmx1/2	PCF 3/16x1/4	PCF 5/16x3/8	PCF 1/2x3/8
	PCF 6mmx3/8	PCF 10mmx1/4		PCF 1/4x1/8		
	PCF 8mmx1/8	PCF 10mmx3/8				

COTOVELO MACHO	PL					
	TUBO (MÉTRICO) x ROSCA (NPT)			TUBO (POLEGADA) x ROSCA (NPT)		
	PL 04-M5	PL 06mmx3/8	PL 10mmx3/8	PL 5/32x1/8	PL 5/16x1/8	PL 1/2x3/8
	PL 04-M6	PL 06mmx1/2	PL 10mmx1/2	PL 5/32x1/4	PL 5/16x1/4	PL 1/2x1/2
	PL 04mmx1/8	PL 08mmx1/8	PL 12mmx1/4	PL 3/16x1/8	PL 5/16x3/8	
	PL 04mmx1/4	PL 08mmx1/4	PL 12mmx3/8	PL 3/16x1/4	PL 3/8x1/8	
	PL 06-M5	PL 08mmx3/8	PL 12mmx1/2	PL 3/16x3/8	PL 3/8x1/4	
	PL 06-M6	PL 08mmx1/2	PL 16mmx3/8	PL 1/4x1/8	PL 3/8x3/8	
	PL 06mmx1/8	PL 10mmx1/8	PL 16mmx1/2	PL 1/4x1/4	PL 3/8x1/2	
	PL 06mmx1/4	PL 10mmx1/4		PL 1/4x3/8	PL 1/2x1/4	



Soluções Metrológicas e Instrumentação Industrial




Soluções Metrológicas e Instrumentação Industrial

T MACHO CENTRAL	PT					
	TUBO (MÉTRICO) x ROSCA (NPT)			TUBO (POLEGADA) x ROSCA (NPT)		
		PT 4mmxm5	PT 6mmx3/8	PT 10mmx3/8	PT 5/32x1/8	PT 5/16x1/8
	PT 4mmxm6	PT 6mmx1/2	PT 10mmx1/2	PT 5/32x1/4	PT 5/16x1/4	PT 1/2x1/2
	PT 4mmx1/8	PT 8mmx1/8	PT 12mmx1/4	PT 3/16x1/8	PT 5/16x3/8	
	PT 4mmx1/4	PT 8mmx1/4	PT 12mmx3/8	PT 3/16x1/4	PT 3/8x1/8	
	PT 6mmxm5	PT 8mmx3/8	PT 12mmx1/2	PT 3/16x3/8	PT 3/8x1/4	
	PT 6mmxm6	PT 8mmx1/2	PT 16mmx3/8	PT 1/4x1/8	PT 3/8x3/8	
	PT 6mmx1/8	PT 10mmx1/8	PT 16mmx1/2	PT 1/4x1/4	PT 3/8x1/2	
	PT 6mmx1/4	PT 10mmx1/4		PT 1/4x3/8	PT 1/2x1/4	

T MACHO LATERAL	PST					
	TUBO (MÉTRICO) x ROSCA (NPT)			TUBO (POLEGADA) x ROSCA (NPT)		
		PST 4mmxm5	PST 6mmx1/4	PST 10mmx1/8	PST 5/32x1/8	PST 1/4x3/8
	PST 4mmxm6	PST 6mmx3/8	PST 10mmx1/4	PST 5/32x1/4	PST 5/16x1/8	PST 1/2x1/4
	PST 4mmx1/8	PST 6mmx1/2	PST 10mmx3/8	PST 3/16x1/8	PST 5/16x1/4	PST 1/2x3/8
	PST 4mmx1/4	PST 8mmx1/8	PST 10mmx1/2	PST 3/16x1/4	PST 5/16x3/8	PST 1/2x1/2
	PST 6mmxm5	PST 8mmx1/4	PST 12mmx1/4	PST 3/16x3/8	PST 3/8x1/8	
	PST 6mmxm6	PST 8mmx3/8	PST 12mmx3/8	PST 1/4x1/8	PST 3/8x1/4	
	PST 6mmx1/8	PST 8mmx1/2	PST 12mmx1/2	PST 1/4x1/4	PST 3/8x3/8	

Y MACHO	PWT					
	TUBO (MÉTRICO) x ROSCA (NPT)			TUBO (POLEGADA) x ROSCA (NPT)		
		PWT 4mmxm5	PWT 6mmx1/4	PWT 10mmx1/8	PWT 5/32x1/8	PWT 1/4x3/8
	PWT 4mmxm6	PWT 6mmx3/8	PWT 10mmx1/4	PWT 5/32x1/4	PWT 5/16x1/8	PWT 1/2x1/4
	PWT 4mmx1/8	PWT 6mmx1/2	PWT 10mmx3/8	PWT 3/16x1/8	PWT 5/16x1/4	PWT 1/2x3/8
	PWT 4mmx1/4	PWT 8mmx1/8	PWT 10mmx1/2	PWT 3/16x1/4	PWT 5/16x3/8	PWT 1/2x1/2
	PWT 6mmxm5	PWT 8mmx1/4	PWT 12mmx1/4	PWT 3/16x3/8	PWT 3/8x1/8	
	PWT 6mmxm6	PWT 8mmx3/8	PWT 12mmx3/8	PWT 1/4x1/8	PWT 3/8x1/4	
	PWT 6mmx1/8	PWT 8mmx1/2	PWT 12mmx1/2	PWT 1/4x1/4	PWT 3/8x3/8	


BANJO	PH					
	TUBO (MÉTRICO) x ROSCA (NPT)			TUBO (POLEGADA) x ROSCA (NPT)		
		PH 4mmxm5	PH 6mmx1/4	PH 10mmx1/4	PH 5/32x1/8	PH 5/16x3/8
	PH 4mmxm6	PH 6mmx3/8	PH 10mmx3/8	PH 3/16x1/8	PH 3/8x1/4	
	PH 4mmx1/8	PH 8mmx1/8	PH 10mmx1/2	PH 3/16x1/4	PH 3/8x3/8	
	PH 4mmx1/4	PH 8mmx1/4	PH 12mmx1/4	PH 1/4x1/8	PH 1/2x3/8	
	PH 6mmxm5	PH 8mmx3/8	PH 12mmx3/8	PH 1/4x1/4	PH 1/2x1/2	
	PH 6mmxm6	PH 8mmx1/2	PH 12mmx1/2	PH 5/16x1/8		
	PH 6mmx1/8			PH 5/16x1/4		





Soluções Metrológicas e Instrumentação Industrial



Soluções Metrológicas e
Instrumentação Industrial

BANJO FEMEA	PHF					
	TUBO (MÉTRICO) x ROSCA (NPT)			TUBO (POLEGADA) x ROSCA (NPT)		
	PHF 4mmxm5	PHF 6mmx1/4	PHF 10mmx1/4	PHF 5/32x1/8	PHF 1/4x1/4	PHF 3/8x1/4
	PHF 4mmxm6	PHF 6mmx3/8	PHF 10mmx3/8	PHF 3/16x1/8	PHF 5/16x1/8	PHF 3/8x3/8
	PHF 4mmx1/8	PHF 8mmx1/8	PHF 10mmx1/2	PHF 3/16x1/4	PHF 5/16x1/4	PHF 1/2x3/8
	PHF 4mmx1/4	PHF 8mmx1/4	PHF 12mmx1/4	PHF 1/4x1/8	PHF 5/16x3/8	PHF 1/2x1/2
	PHF 6mmxm5	PHF 8mmx3/8	PHF 12mmx3/8			
	PHF 6mmxm6	PHF 8mmx3/8	PHF 12mmx1/2			
	PHF 6mmx1/8	PHF 8mmx1/2				

COTOV. FÊMEA	PLF					
	TUBO (MÉTRICO) x ROSCA (NPT)			TUBO (POLEGADA) x ROSCA (NPT)		
	PLF 4mmxm5	PLF 6mmx1/4	PLF 10mmx1/4	PLF 5/32x1/8	PLF 1/4x1/4	PLF 3/8x1/4
	PLF 4mmxm6	PLF 6mmx3/8	PLF 10mmx3/8	PLF 3/16x1/8	PLF 5/16x1/8	PLF 3/8x3/8
	PLF 4mmx1/8	PLF 8mmx1/8	PLF 10mmx1/2	PLF 3/16x1/4	PLF 5/16x1/4	PLF 1/2x3/8
	PLF 4mmx1/4	PLF 8mmx1/4	PLF 12mmx1/4	PLF 1/4x1/8	PLF 5/16x3/8	PLF 1/2x1/2
	PLF 6mmxm5	PLF 8mmx3/8	PLF 12mmx3/8			
	PLF 6mmxm6	PLF 8mmx1/2	PLF 12mmx1/2			
	PLF 6mmx1/8	PLF 10mmx1/8				

COTOV. MACHOLONGO	PLL					
	TUBO (MÉTRICO) x ROSCA (NPT)			TUBO (POLEGADA) x ROSCA (NPT)		
	PLL 4mmxm5	PLL 6mmx1/4	PLL 10mmx1/8	PLL 5/32-U	PLL 1/4x1/4	PLL 3/8x3/8
	PLL 4mmxm6	PLL 6mmx3/8	PLL 10mmx1/4	PLL 5/32x1/8	PLL 1/4x3/8	PLL 3/8x1/2
	PLL 4mmx1/8	PLL 6mmx1/2	PLL 10mmx3/8	PLL 3/16x1/8	PLL 5/16x1/8	PLL 1/2x1/4
	PLL 4mmx1/4	PLL 8mmx1/8	PLL 10mmx1/2	PLL 3/16x1/4	PLL 5/16x1/4	PLL 1/2x3/8
	PLL 6mmxm5	PLL 8mmx1/4	PLL 12mmx1/4	PLL 3/16x3/8	PLL 5/16x3/8	PLL 1/2x1/2
	PLL 6mmxm6	PLL 8mmx3/8	PLL 12mmx3/8	PLL 1/4x1/8	PLL 3/8x1/4	
	PLL 6mmx1/8	PLL 8mmx1/2	PLL 12mmx1/2			





Soluções Metrológicas e
Instrumentação Industrial

CONEXÕES INSTANTÂNEAS



UNIÕES




Soluções Metrológicas e Instrumentação Industrial

UNIÃO RETA	PUC TUBO		UNIÃO EM "L"	PUL TUBO	
	MÉTRICO	POLEGADA		MÉTRICO	POLEGADA
	PUC 4mm	PUC 5/32		PUL 4mm	PUL 5/32
	PUC 6mm	PUC 3/16		PUL 6mm	PUL 3/16
	PUC 8mm	PUC 1/4		PUL 8mm	PUL 1/4
	PUC 10mm	PUC 5/16		PUL 10mm	PUL 5/16
	PUC 12mm	PUC 3/8		PUL 12mm	PUL 3/8
	PUC16mm	PUC 1/2		PUL16mm	PUL 1/2

UNIÃO EM "T"	PUT TUBO		UNIÃO EM "Y"	PY TUBO	
	MÉTRICO	POLEGADA		MÉTRICO	POLEGADA
	PUT 4mm	PUT 5/32		PY 4mm	PY 5/32
	PUT 6mm	PUT 3/16		PY 6mm	PY 3/16
	PUT 8mm	PUT 1/4		PY 8mm	PY 1/4
	PUT 10mm	PUT 5/16		PY 10mm	PY 5/16
	PUT 12mm	PUT 3/8		PY 12mm	PY 3/8
	PUT16mm	PUT 1/2			PY 1/2

CRUZETA UNIÃO	PZA TUBO		UNIÃO P/ PAINEL	PMM TUBO	
	MÉTRICO	POLEGADA		MÉTRICO	POLEGADA
	PZA 4mm	PZA 5/32		PMM 4mm	PMM 5/32
	PZA 6mm	PZA 3/16		PMM 6mm	PMM 3/16
	PZA 8mm	PZA 1/4		PMM 8mm	PMM 1/4
	PZA 10mm	PZA 5/16		PMM 10mm	PMM 5/16
	PZA 12mm	PZA 3/8		PMM 12mm	PMM 3/8
		PZA 1/2			PMM 1/2

UNIÃO P/ PAINEL FÊMEA	PMF					
	TUBO (MÉTRICO) x ROSCA (NPT)			TUBO (POLEGADA) x ROSCA (NPT)		
	PMF 4mmx1/8	PMF 8mmx1/4	PMF 10mmx3/8	PMF 5/32x1/8	PMF 1/4x1/4	PMF 3/8x1/4
	PMF 4mmx1/4	PMF 8mmx3/8	PMF 10mmx1/2	PMF 3/16x1/8	PMF 5/16x1/8	PMF 3/8x3/8
	PMF 6mmx1/8	PMF 8mmx1/2	PMF 12mmx1/4	PMF 3/16x1/4	PMF 5/16x1/4	PMF 1/2x3/8
	PMF 6mmx1/4	PMF 10mmx1/8	PMF 12mmx3/8	PMF 1/4x1/8	PMF 5/16x3/8	PMF 1/2x1/2
	PMF 6mmx3/8	PMF 10mmx1/4	PMF 12mmx1/2			
	PMF 8mmx1/8					





Soluções Metrológicas e Instrumentação Industrial



CONEXÕES INSTANTÂNEAS

REDUÇÕES



Soluções Metrológicas e Instrumentação Industrial

UNIÃO REDUTORA	PG		"Y" REDUÇÃO	PW	
	TUBO (ØD1 x ØD2)			TUBO (ØD1 x ØD2)	
 ØD1 ØD2	MÉTRICO	POLEGADA	 ØD1 ØD2	MÉTRICO	POLEGADA
	PG 6mmx4mm	PG 3/16x5/32		PW 6mmx4mm	PW 1/4x5/32
	PG 8mmx6mm	PG 1/4x5/32		PW 8mmx6mm	PW 1/4x3/16
	PG 10mmx6mm	PG 1/4x3/16		PW 10mmx8mm	PW 5/16x1/4
	PG 10mmx8mm	PG 5/16x1/4		PW 12mmx10mm	PW 3/8x5/16
	PG 12mmx8mm	PG 3/8x5/16		PW 3/16x5/32	PW 1/2x3/8
	PG 12mmx10mm	PG 1/2x3/8			
	PG 16mmx12mm				

"T" REDUÇÃO CENTRAL	PUG		REDUÇÃO MEDIDA	PGJ	
	TUBO (ØD1 x ØD2)			TUBO (ØD1 x ØD2)	
 ØD1 ØD2 ØD1	MÉTRICO	POLEGADA	 ØD1 ØD2	MÉTRICO	POLEGADA
	PUG 6mmx4mm	PUG 1/4x5/32		PGJ 6mmx4mm	PGJ 1/4x5/32
	PUG 8mmx6mm	PUG 5/16x1/4		PGJ 8mmx4mm	PGJ 5/16x5/32
	PUG 10mmx8mm	PUG 3/8x5/16		PGJ 8mmx6mm	PGJ 5/16x1/4
	PUG 12mmx10mm	PUG 1/2x3/8		PGJ 10mmx6mm	PGJ 3/8x1/4
	PUG 16mmx12mm			PGJ 10mmx8mm	PGJ 3/8x5/16
				PGJ 12mmx6mm	PGJ 1/2x1/4
				PGJ 12mmx8mm	PGJ 1/2x5/16
		PGJ 12mmx10mm	PGJ 1/2x3/8		

TAMPÃO	PP	
	TUBO	
 ØD	MÉTRICO	POLEGADA
	PP 4mm	PP 5/32
	PP 6mm	PP 3/16
	PP 8mm	PP 1/4
	PP 10mm	PP 5/16
	PP 12mm	PP 3/8
	PP 16mm	PP 1/2



Soluções Metrológicas e Instrumentação Industrial

CONEXÕES INSTANTÂNEAS



ADAPTADORES DISTRIBUIDORES





Soluções Metrológicas e
Instrumentação Industrial

COTOVELO ADAPTADOR	PLJ		"Y" ADAPTADOR	PYJ	
	TUBO			TUBO	
	MÉTRICO	POLEGADA		MÉTRICO	POLEGADA
	PLJ 4mm	PLJ 5/32		PYJ 4mm	PYJ 5/32
	PLJ 6mm	PLJ 3/16		PYJ 6mm	PYJ 3/16
	PLJ 8mm	PLJ 1/4		PYJ 8mm	PYJ 1/4
	PLJ 10mm	PLJ 5/16		PYJ 10mm	PYJ 5/16
	PLJ 12mm	PLJ 3/8		PYJ 12mm	PYJ 3/8
		PLJ 1/2		PYJ 1/2	

PINO P/ EMENDA	PIJ		PINO C/ REDUÇÃO	PIG	
	TUBO x TUBO			TUBO x TUBO	
	MÉTRICO	POLEGADA		MÉTRICO	POLEGADA
	PIJ 4mm	PIJ 5/32		PIG 6mmx4mm	PIG 3/16x5/32
	PIJ 6mm	PIJ 3/16		PIG 8mmx6mm	PIG 1/4x5/32
	PIJ 8mm	PIJ 1/4		PIG 10mmx8mm	PIG 1/4x3/16
	PIJ 10mm	PIJ 5/16		PIG 12mmx10mm	PIG 5/16x1/4
	PIJ 12mm	PIJ 3/8		PIG 16mmx12mm	PIG 3/8x5/16
	PIJ 16mm	PIJ 1/2		PIG 1/2x3/8	

DISTRIB. MACHO C/ RED.	PKD		DISTRIBUIDOR UNIÃO	PK	
	TUBO x TUBO x ROSCA			TUBO x TUBO	
	MÉTRICO	POLEGADA		MÉTRICO	POLEGADA
	PKD 6mmx4mmx1/8	PKD 3/16x5/32xN1		PK 4mm	PK 5/32
	PKD 8mmx4mmx1/4	PKD 1/4x5/32xN1		PK 6mm	PK 3/16
	PKD 8mmx6mmx1/4	PKD 5/16x5/32xN2		PK 8mm	PK 1/4
	PKD 10mmx8mmx3/8	PKD 5/16x3/16xN2			PK 5/16
		PKD 5/16x1/4xN2			
	PKD 3/8x5/16xN3				

DISTR. EMENDA C/ RED.	PKG		DISTR. EMENDA C/ RED.	PKJ	
	TUBO x TUBO			TUBO x TUBO	
	MÉTRICO	POLEGADA		MÉTRICO	POLEGADA
	PKG 6mmx4mm	PKG 3/16x5/32		PKJ 6mmx4mm	PKJ 3/16x5/32
	PKG 8mmx4mm	PKG 1/4x5/32		PKJ 8mmx4mm	PKJ 1/4x5/32
	PKG 8mmx6mm	PKG 5/16x5/32		PKJ 8mmx6mm	PKJ 5/16x5/32
	PKG 10mmx6mm	PKG 5/16x3/16		PKJ 10mmx6mm	PKJ 5/16x3/16
	PKG 10mmx8mm	PKG 5/16x1/4		PKJ 10mmx8mm	PKJ 5/16x1/4
	PKG 3/8x1/4		PKJ 3/8x1/4		

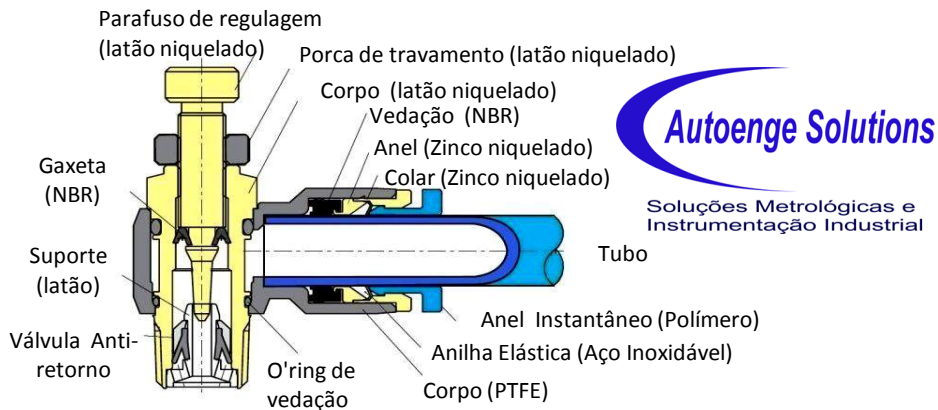


Soluções Metrológicas e
Instrumentação Industrial

www.autoengesolutions.com.br

REGULADORES DE FLUXO

DIAGRAMA ESTRUTURAL

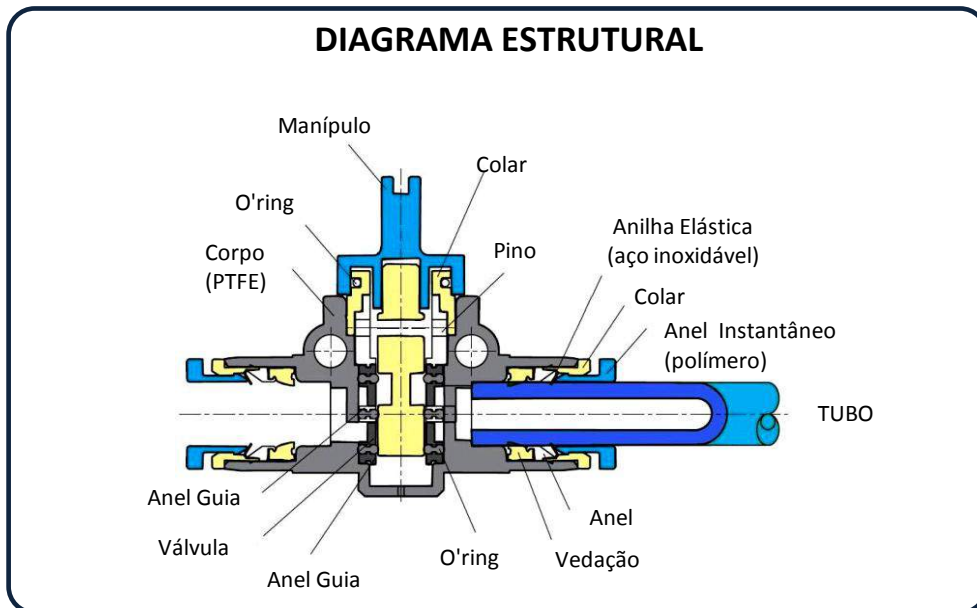




REGULADOR DE FLUXO NPT	NSE					
	TUBO (MÉTRICO) x ROSCA (R/BSPT)			TUBO (POLEGADA) x ROSCA (NPT)		
	NSE 4mmx5	NSE 6mmx1/2	NSE 10mmx1/8	NSE 5/32x1/8	NSE 5/16x1/8	NSE 1/2x3/8
	NSE 4mmx1/8	NSE 8mmx1/8	NSE 10mmx1/4	NSE 3/16x1/8	NSE 5/16x1/4	NSE 1/2x1/2
	NSE 4mmx1/4	NSE 8mmx1/4	NSE 10mmx3/8	NSE 3/16x1/4	NSE 5/16x3/8	
	NSE 6mmx5	NSE 8mmx3/8	NSE 10mmx1/2	NSE 3/16-3/8	NSE 5/16x1/2	
	NSE 6mmx1/8	NSE 8mmx1/2	NSE 12mmx1/4	NSE 1/4x1/8	NSE 3/8x1/4	
	NSE 6mmx1/4		NSE 12mmx3/8	NSE 1/4x1/4	NSE 3/8x3/8	
	NSE 6mmx3/8		NSE 12mmx1/2	NSE 1/4x3/8	NSE 3/8x1/2	



REG. FLUXO TUBO X TUBO	NSF TUBO		REG. FLUXO BSP	NSE-G TUBO MÉTRICO	
	MÉTRICO	POLEGADA			
	NSF 4mm	NSF 5/32		NSE 4mmx1/8	NSE 8mmx1/4
	NSF 6mm	NSF 3/16		NSE 4mmx1/4	NSE 10mmx1/8
	NSF 8mm	NSF 1/4		NSE 6mmx1/8	NSE 10mmx1/4
	NSF 10mm	NSF 5/16		NSE 6mmx1/4	NSE 10mmx3/8
	NSF 12mm	NSF 3/8		NSE 6mmx3/8	NSE 10mmx1/2
		NSF 1/2		NSE 6mmx1/2	NSE 12mmx1/4
				NSE 8mmx1/8	NSE 12mmx3/8
				NSE 8mmx1/4	NSE 12mmx1/2
				NSE 8mmx3/8	

REG. DE FLUXO FEMEA ROSCA X ROSCA	CÓDIGO	ROSCA
	ASC-06	1/8"
	ASC-08	1/4"
	ASC-10	3/8"
	ASC-15	1/2"







VÁLVULA TUBO X TUBO	HVFF	VÁLVULA ROSCA X ROSCA	HVSS
	TUBO		ROSCA
	MÉTRICO		NPT
	HVFF 6mmx6mm		HVSS 1/8x1/8
	HVFF 8mmx6mm		HVSS 1/4x1/8
	HVFF 8mmx8mm		HVSS 1/4x1/4
	HVFF 10mmx8mm		HVSS 3/8x1/4
	HVFF 10mmx10mm		HVSS 3/8x3/8
	HVFF 12mmx10mm		HVSS 1/2x3/8
HVFF 12mmx12mm	HVSS 1/2x1/2		

VÁLVULA ROSCA X TUBO	HVSF		VÁLVULA TUBO X ROSCA	HVFS	
	TUBO			TUBO	
	ROSCA (NPT) x TUBO			TUBO X ROSCA (NPT)	
	HVSF 1/8x6mm	HVSF 1/4x10mm		HVFS 6mmx1/8	HVFS 10mmx1/4
	HVSF 1/4x6mm	HVSF 3/8x10mm		HVFS 6mmx1/4	HVFS 10mmx3/8
	HVSF 3/8x6mm	HVSF 1/2x10mm		HVFS 6mmx3/8	HVFS 10mmx1/2
	HVSF 1/8x8mm	HVSF 1/4x12mm		HVFS 8mmx1/8	HVFS 12mmx1/4
	HVSF 1/4x8mm	HVSF 3/8x12mm		HVFS 8mmx1/4	HVFS 12mmx3/8
	HVSF 3/8x8mm	HVSF 1/2x12mm		HVFS 8mmx3/8	HVFS 12mmx1/2

SILENCIADORES TUBOS

SILENCIADOR DE LATÃO	BSL	SILENCIADOR DE LATÃO MINI	BSLM
	ROSCA (BSPT)		ROSCA (BSPT)
	BSL M5		BSLM 1/8
	BSL 1/8		BSLM 1/4
	BSL 1/4		BSLM 3/8
	BSL 3/8		BSLM 1/2
	BSL 1/2		BSLM 3/4
	BSL 3/4		

REGULADOR DE EXAUSTÃO	BESL	SILENCIADOR PLÁSTICO	PSL
	ROSCA (BSPT)		ROSCA (BSPT)
	BESL 1/8		PSL 1/8
	BESL 1/4		PSL 1/4
	BESL 3/8		PSL 3/8
	BESL 1/2		PSL 1/2
	BESL 3/4		PSL 3/4

TUBOS DE POLIURETANO	CÓDIGO	MEDIDA
	PU - 4	Ø 4,0 X 2,5
	PU - 6	Ø 6,0 X 4,0
	PU - 8	Ø 8,0 X 5,5
	PU - 10	Ø 10,0 X 7,0
	PU - 12	Ø 12,0 X 8,0
	PU - 14	Ø 14,0 X 11,0
	PU - 16	Ø 16,0 X 11,0
	PU - 1/4	Ø 6,35 X 4,35
	PU - 3/8	Ø 9,53 X 6,35
	PU - 1/2	Ø 12,7 X 9,53

Pressão Máx.: 10 bar
Temp.: -35 a 60 °C